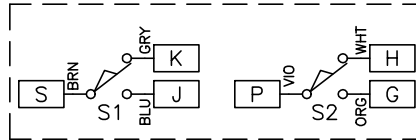


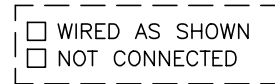
NOTES:

1. REMOVE JUMPER JA TO PREVENT HANDSWITCH INITIATED MOTION

AUXILIARY SWITCHES



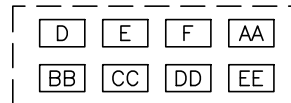
R* AND T*



TERMINAL CONNECTIONS FOR REMOTE CONTROL:

CW	C-M
CCW	C-N
STOP	NONE

UNUSED



SIZE:
A

17-5112-310 A

THIS DOCUMENT IS A COPY AND IS NOT THE SOURCE DOCUMENT. INFORMATION IS SUBJECT TO CHANGE WITHOUT NOTICE. THE INFORMATION CONTAINED HEREIN IS COPYRIGHTED BY HAROLD BECK AND SONS, INC. CHANGES TO THE DOCUMENT ARE PROHIBITED. CONTACT A BECK SALES ENGINEER IF A CERTIFIED DRAWING IS REQUIRED.

HAROLD BECK & SONS INC

NEWTOWN INDUSTRIAL COMMONS NEWTOWN, PENNSYLVANIA 18940 USA

TITLE:

WIRING DIAGRAM GROUP 11-1X3/2X3/3X3/403/413/463

120 VOLT 2 AUX SWITCHES

CW/CCW

DRAWN:
CHH 10-12-07

SCALE:
NONE

DRAWING NO:

REV:

CHECKED:
GMD 10/15/07

17-5112-310

A

APPROVED:
JHM 10/16/07

SHEET NO. 1 OF 1