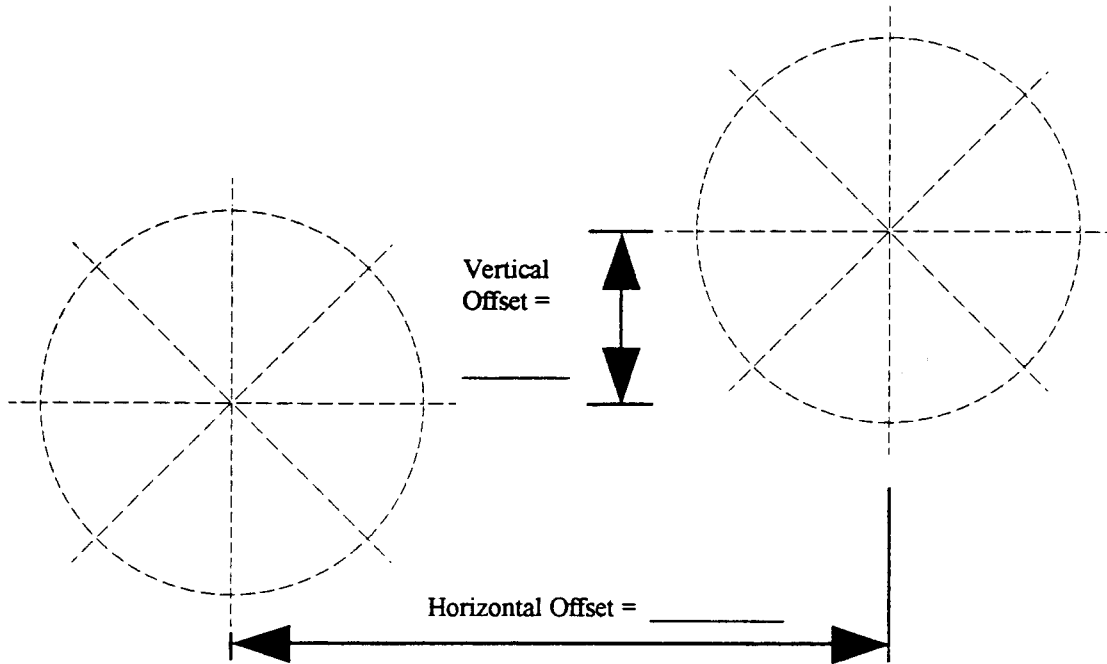


# BECK®

## Linkage Configuration



_____ Arm Data
Radius (in) _____
Degrees Rotation _____
Closed Angle _____
Open Angle _____

_____ Arm Data
Radius (in) _____
Degrees Rotation _____
Closed Angle _____
Open Angle _____

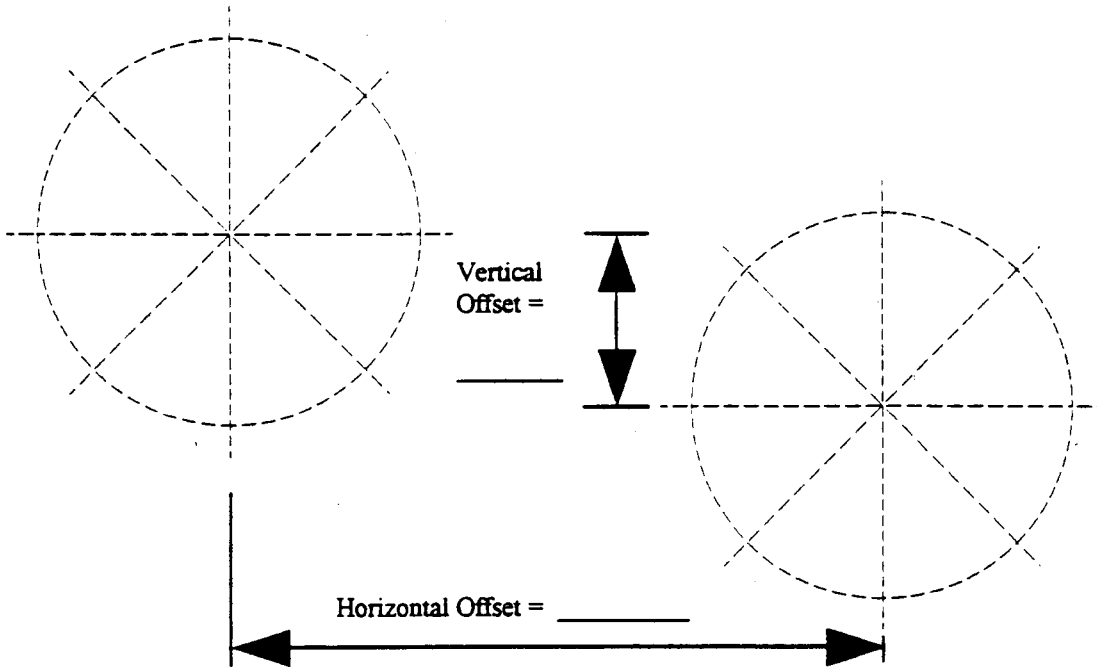
Linkage Data
Calculated Linkage Length (in) _____
Recommended Linkage Kit _____
for _____ inch Customer Pipe

Beck Model No. \_\_\_\_\_  
 Torque Rating (lb-ft) \_\_\_\_\_  
 Timing for 100° Rotation \_\_\_\_\_  
 Rotation on Incr. Signal \_\_\_\_\_  
 Sales Engineer \_\_\_\_\_ Date \_\_\_\_\_

Customer \_\_\_\_\_  
 End User \_\_\_\_\_  
 \_\_\_\_\_  
 Project \_\_\_\_\_  
 Application \_\_\_\_\_  
 Quote Number \_\_\_\_\_

# BECK

## Linkage Configuration



_____ Arm Data
Radius (in) _____
Degrees Rotation _____
Closed Angle _____
Open Angle _____

_____ Arm Data
Radius (in) _____
Degrees Rotation _____
Closed Angle _____
Open Angle _____

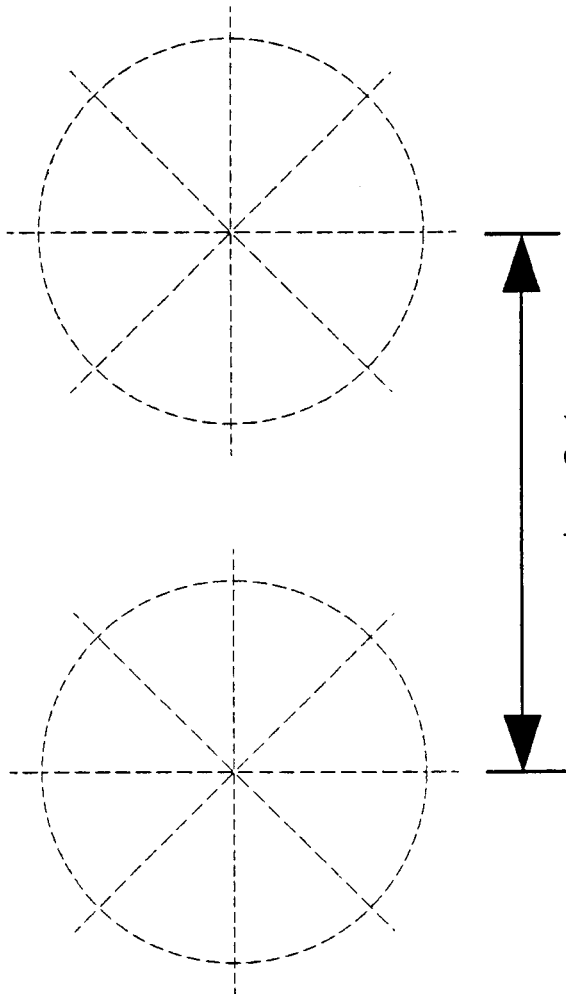
<u>Linkage Data</u>
Calculated Linkage Length (in) _____
Recommended Linkage Kit _____
for _____ inch Customer Pipe

Beck Model No. \_\_\_\_\_  
Torque Rating (lb-ft) \_\_\_\_\_  
Timing for 100° Rotation \_\_\_\_\_  
Rotation on Incr. Signal \_\_\_\_\_  
Sales Engineer \_\_\_\_\_ Date \_\_\_\_\_

Customer \_\_\_\_\_  
End User \_\_\_\_\_  
Project \_\_\_\_\_  
Application \_\_\_\_\_  
Quote Number \_\_\_\_\_

**BECK**

Linkage Configuration



_____ Arm Data
Radius (in) _____
Degrees Rotation _____
Closed Angle _____
Open Angle _____

Vertical  
Offset =

\_\_\_\_\_

_____ Arm Data
Radius (in) _____
Degrees Rotation _____
Closed Angle _____
Open Angle _____

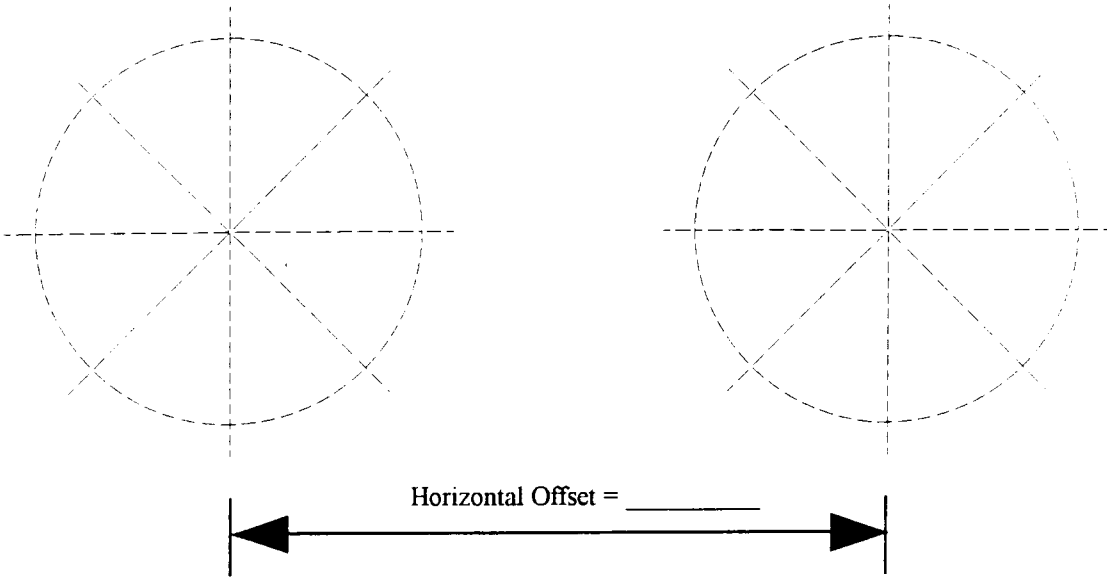
<u>Linkage Data</u>
Calculated Linkage Length (in) _____
Recommended Linkage Kit _____
for _____ inch Customer Pipe

Beck Model No. \_\_\_\_\_  
Torque Rating (lb-ft) \_\_\_\_\_  
Timing for 100° Rotation \_\_\_\_\_  
Rotation on Incr. Signal \_\_\_\_\_  
  
Sales Engineer \_\_\_\_\_ Date \_\_\_\_\_

Customer \_\_\_\_\_  
End User \_\_\_\_\_  
Project \_\_\_\_\_  
Application \_\_\_\_\_  
Quote Number \_\_\_\_\_

**BECK®**

Linkage Configuration



_____ Arm Data
Radius (in) _____
Degrees Rotation _____
Closed Angle _____
Open Angle _____

_____ Arm Data
Radius (in) _____
Degrees Rotation _____
Closed Angle _____
Open Angle _____

<u>Linkage Data</u>
Calculated Linkage Length (in) _____
Recommended Linkage Kit _____
for _____ inch Customer Pipe

Beck Model No. \_\_\_\_\_  
Torque Rating (lb-ft) \_\_\_\_\_  
Timing for 100° Rotation \_\_\_\_\_  
Rotation on Incr. Signal \_\_\_\_\_  
Sales Engineer \_\_\_\_\_ Date \_\_\_\_\_

Customer \_\_\_\_\_  
End User \_\_\_\_\_  
Project \_\_\_\_\_  
Application \_\_\_\_\_  
Quote Number \_\_\_\_\_